
















Viewing Your Academic Advisement Report in ctcLink

1. Go to MyCBC at: <https://apps.columbiabasin.edu/mycbc> and click on **Student Center (mobile)**

MyCBC

Student Center Register for classes, pay your tuition and other self-service tools Go to Student Center	Student Center (mobile) Register for classes, pay your tuition and other self-service tools Go to Student Center (mobile)	Find My ID/Email Not sure what your Student ID# or CBC email is? Use this tool to find out. Go to Find My ID/Email	Canvas Access your online courses Go to Canvas
Class Search Search CBC's available classes Go to Class Search	MyCBC Enrollment verification and other self-service tools Go to MyCBC	Mail Access your CBC student email Go to Mail	

2. Click on **ctcLink Login**

 ctcLink Login	 CBC Website	 Canvas	 Student Email	 Dates & Deadlines
 Class Search	 Course Catalog	 Financial Aid Portal	 Pay for College	 Bookstore
 Library	 Student Resources	 Instagram	 YouTube	 Enroll in Emergency Alerts

3. Click on Full Site

The screenshot shows the Columbia Basin College dashboard. On the left is a dark blue navigation sidebar with the college logo and a list of menu items: Dashboard, Schedule, Class Information, Enrollment, Academics, Financials, Admissions, My Information, My Profile, Public Links, and Full Site. The 'Full Site' item is highlighted with a yellow border. The main content area is titled 'Dashboard' and 'Hello CBC Counseling!'. It features tabs for 'General', 'Academics', and 'Financials'. Below the tabs are several informational cards: 'Message Center' (no messages), 'To Dos' (no To Dos), 'Holds' (no holds), 'Wait List SUMMER 2022' (no wait listed classes), and 'Student Exams SUMMER 2022' (no Exams). A 'Recent Transactions' section lists three items: 'Technology Fee' (May 23, 2022) and 'Resident S & A' (May 23, 2022).

4. Click on Academic Progress

The screenshot shows the 'ctclink Student Homepage'. The header is a dark blue bar with the text 'ctclink Student Homepage'. Below the header is a grid of ten white tiles with icons and text. The tiles are: 'Message Center' (envelope icon), 'Tasks' (warning triangle icon, text: 'No current tasks'), 'Academic Progress' (bar and pie chart icon, highlighted with a yellow border), 'Manage Classes' (calendar icon), 'Financial Aid' (graduation cap icon), 'Financial Account' (bank building icon), 'Academic Records' (graduation cap icon), 'Profile' (person icon, text: '202849401'), 'Additional Resources' (group of people icon), 'Admissions' (document icon), and 'Immunization Attestation' (gears and medical icon).

5. You will now be on the Academic Progress page. Click on the **Refresh** button and verify that the date displayed is the current date. Then you can click on **View Report as PDF**.

ctcLink Student Homepage Academic Progress

Academic Progress

Report data generated on 05/19/2022 14:05:07 Refresh

Cyber Security Associate in Applied Science (AAS) 2020-2021
 Not Satisfied

Units Completed 72%

Major Courses
 Satisfied

Units Completed 100%

Major Courses - 25 credits:
 Satisfied

Major Courses - select 5 credits from the following:
 Satisfied

Major Support Courses
 Not Satisfied

Units Completed 50%

Major Support Courses - 25 credits:
 Not Satisfied

Units Completed 57%

View Report as PDF

6. A new tab will be opened and you will see your Advisement Report. Verify the date is current and you can download the file to a destination of your choosing.

SAA_STD_DS.pdf 1 / 5 100%

Page 1 of 5

Advisement Report

For prepared on 05/19/2022
 Requested by

Program	Requirement Term	Requirement Status
Undergraduate Career	WINTER 2021	Not Satisfied
Professional Technical Program	WINTER 2021	Not Satisfied
Cyber Security AAS Major	WINTER 2021	Not Satisfied

Cyber Security Associate in Applied Science (AAS) 2020-2021
 Not Satisfied: Cyber Security Associate in Applied Science (AAS) 2020-2021

This report is to be used for advising purposes only and does not constitute an agreement between the college and the student. Curriculum and degree requirements are subject to change, and students are responsible for consulting with their completion coach or advisor for current and accurate information. Submission of a graduation application is required for final review and awarding of degree or certificate.

Note:
 Certificate prerequisites: ENGL 098 and MATH 083. MATH 094 or MATH 095 or MATH 098 or MATH 050 or MATH 070 or MATH 072 with a minimum grade of 2.0 is a prerequisite for all programming classes. Students must receive a minimum grade of 2.5 in all Computer Science courses.

Please contact your Completion Coach with any questions about your Advisement Report.